


BF-350-24 Dish Antenna

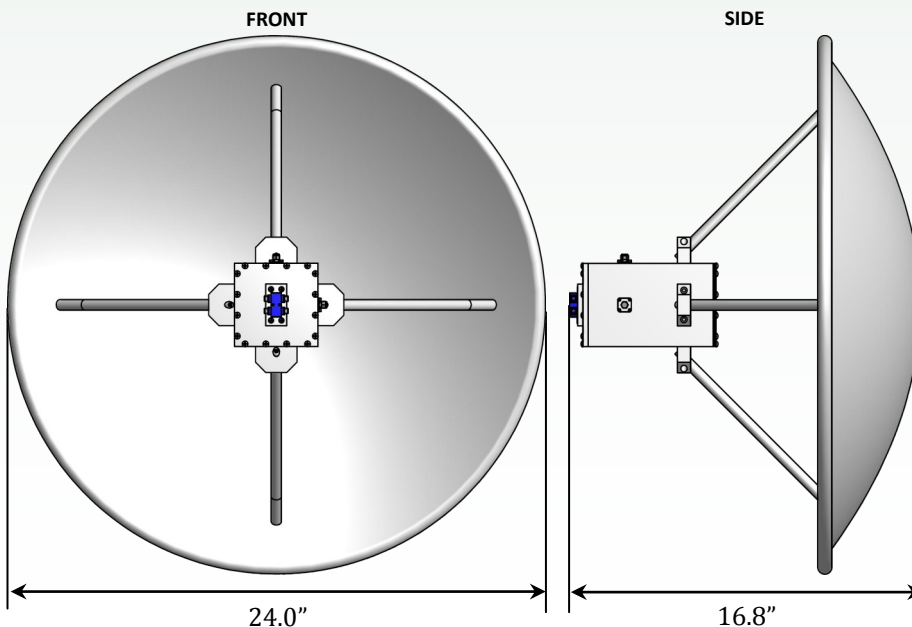
The BF-350-24 antenna is a polarization diverse dish feed with a 24" diameter prime-focus parabolic antenna designed to be electrically superior. A vari-pol box feed allows the antenna to be used in any desired polarization.



FEATURES

- Covers the S-Band and L-Band spectrum
- Possible applications for the BF-350-24 include GPS (Global Positioning Systems), cell-phone communications, wireless networks, astronomy and radiolocation
- Highly directive for point-to-point applications
- Narrow beamwidth
- 18 dBi typical gain
- Dish feed can be configured for either linear or circular polarization: vertical, horizontal, right-hand circular and left-hand circular
- Delivery services available to provide site surveys, mounting and installation assistance
- The BF-350-24 is designed to operate under rigorous conditions and environments.
- All TMC Design antennas are designed and manufactured under with the auspices of our AS9100/ISO9000-certified quality management program

SPECIFICATIONS



Type	Parabolic Dish
Frequency Range	2.0 to 3.0 GHz
Gain	18 dB
Polarization	Circular or Linear
HPBW	15.4°
Maximum Power	20 Watts, CW
Maximum VSWR	2:1
Connector	SMA
Height	16.8"
Width	24.0" dia.
Weight	5.25 lbs



PARABOLIC DISH



DIRECTIONAL



2 TO 3 GHZ



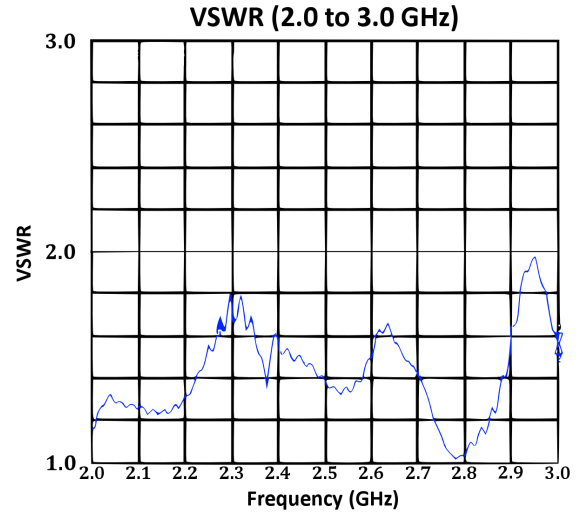
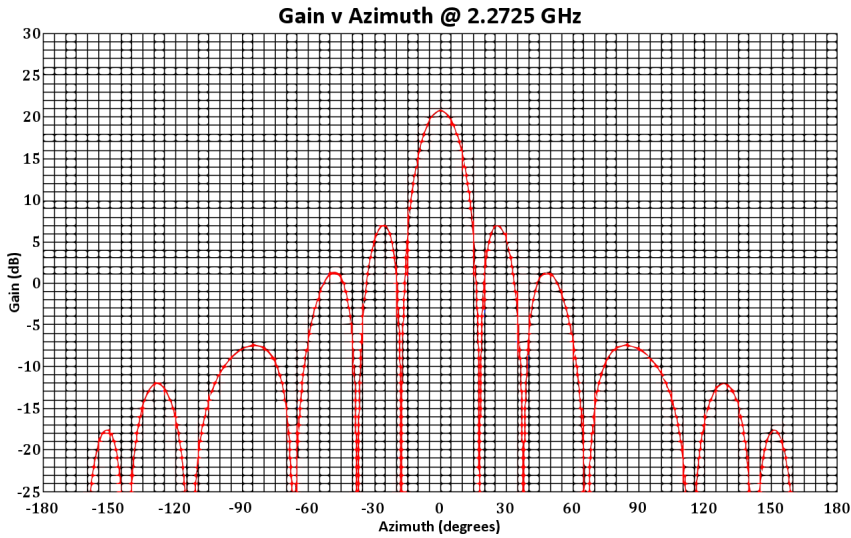
CIRCULAR/LINEAR



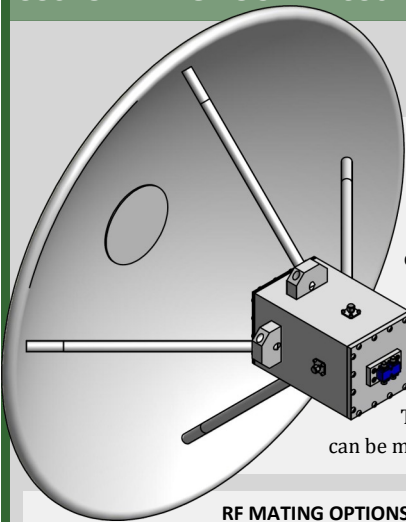
TMC Design Corporation

BF-350-24 Dish Antenna

PERFORMANCE



CUSTOMIZING YOUR BF-350-24 ANTENNA



MOUNTING OPTIONS

Antennas can be modified to be mounted in the manner that best fits your requirements. Magnetic mounts are recommended for applications involving automobiles. A tripod will best fit situations where quick-setup and temporary emplacement necessary. Other options include antenna towers, and solar-powered mount systems for remote operation. Contact a TMC Design representative for assistance

HIGH-POWER OPTIONS

To increase range and improve reception, most TMC Design antennas can be modified operate in high-power applications.

RF MATING OPTIONS

All TMC Design antennas can be modified to include an RF connector that best fits your application. Be sure to specify the connector that is needed or ask one of our representatives for assistance in finding an RF mating solution that will best fit your requirements.

COLOR OPTIONS



A variety of paint options are available to fulfill your coating requirements. Federal Standard 595B colors, Chemical Agent Resistant Coating (CARC) or spot color schemes are available. Contact a TMC Design representative to specify coating options (*most popular colors shown above*).



TMC Design Headquarters

4325 Del Rey Blvd.
Las Cruces, NM 88012
(tel) 575-382-4600
(fax) 575-523-8588

TMC Design Space Operations Center

7765 Electronic Drive
Colorado Springs, CO 80922
(tel) 719-622-0130
(fax) 719-622-0134

TMC Design Space Planning & Tactics

5030 Bradford Drive
Building 1, Suite 230
Huntsville, AL 35805
(tel) 256-830-4055
(fax) 256-830-4066

www.tmcdesign.com

tmcd@tmcdesign.com



**AS9100B
KEMA CERTIFIED**

ANAB Accredited by ANAB



**ISO9001:2000
KEMA CERTIFIED**

ANAB Accredited by ANAB

February 2011, Rev.1